

# **TYP03 F1ow**

Or: Why the f\*ck did they  
invent a new framework?

**TechUp Luzern - March 2014**

Mario Rimann  
internezzo.ch

# Mario?

- working at `internezzo.ch`
- volunteer fireman
- fan of `open[source|communication|knowledge]`
- 2 kids
- organized the TYPO3 Developer Days 3 times (2006, 2007 and 2011)
- contributor to the different TYPO3 Products

# Topics tonight:

- Some history on TYPO3 in general
- Some nice features of TYPO3 Flow
- Some real-world showcases

# Some history

# Some history



# Some history

# Some history

TYP03 

# Some history

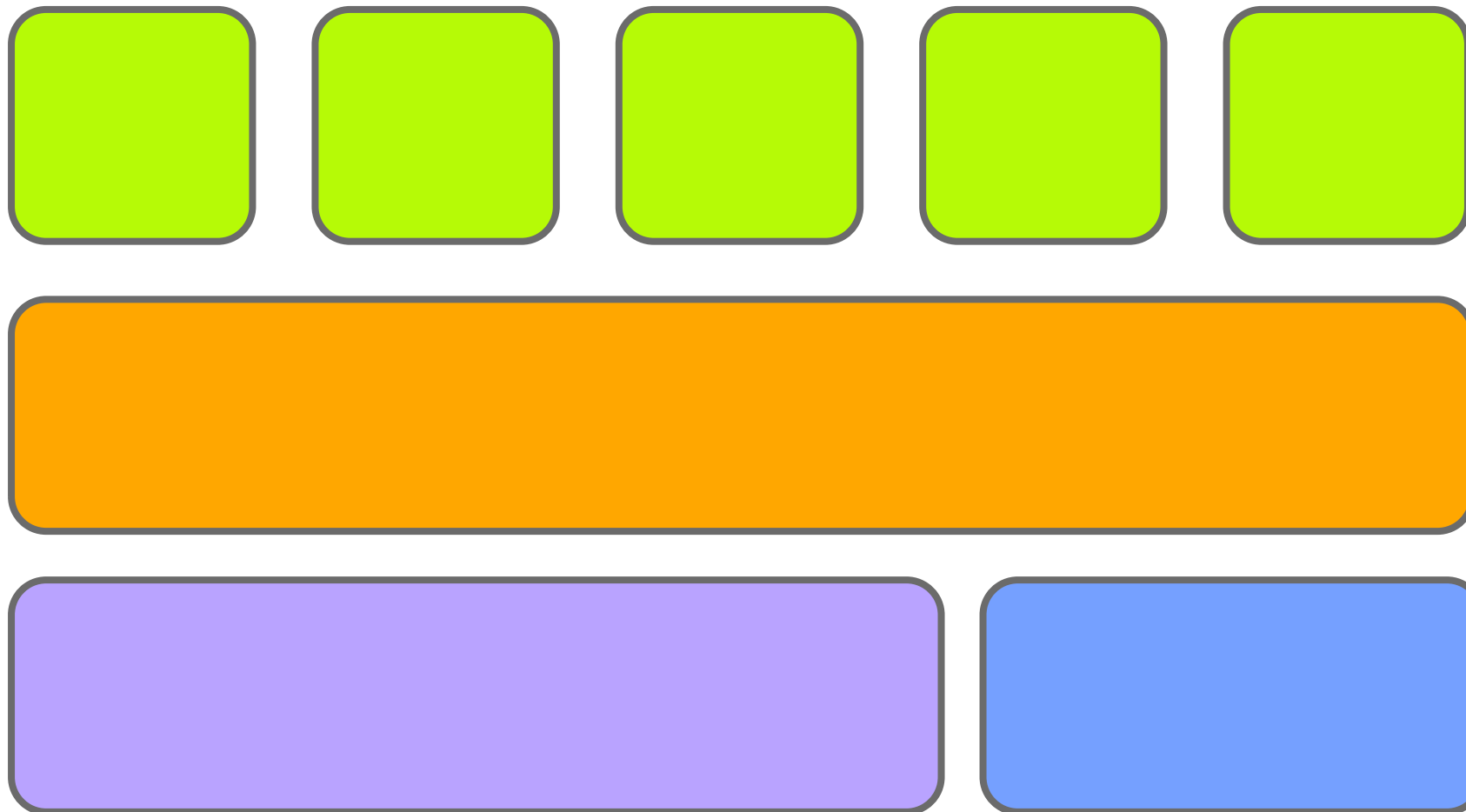


# Some history


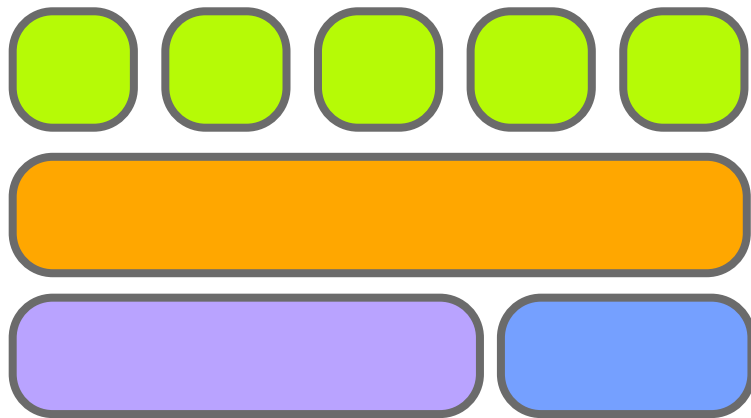


# Some history

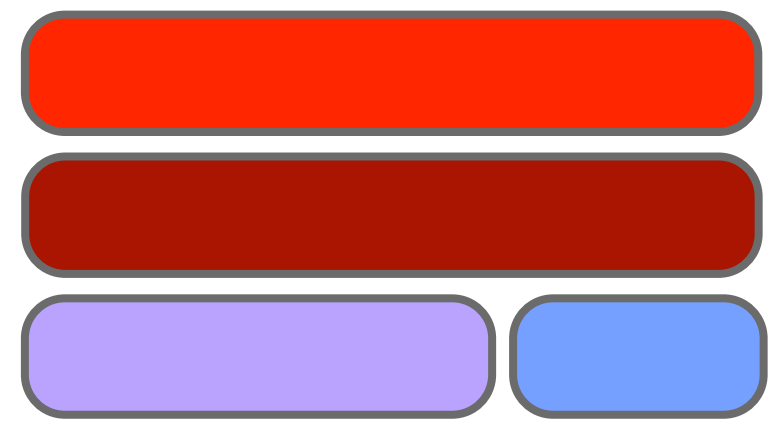
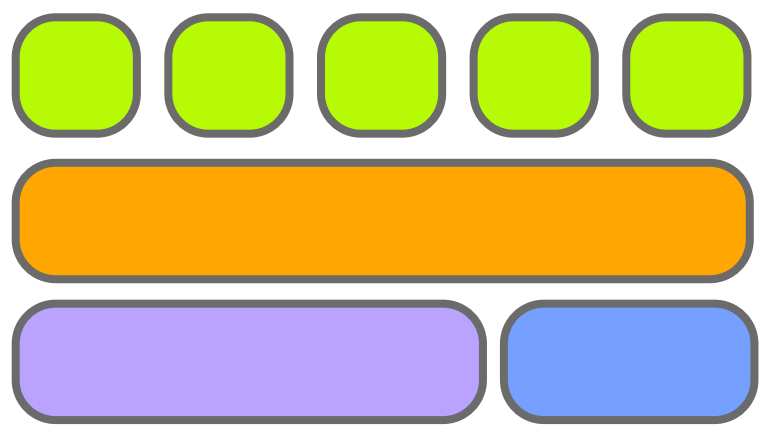
# TYP03 anno 2006



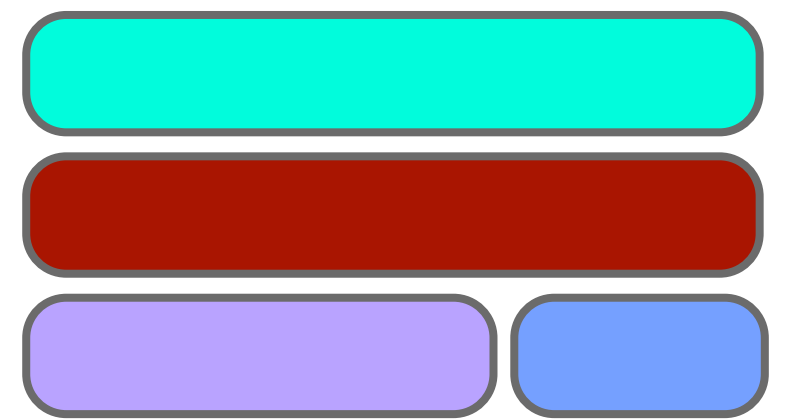
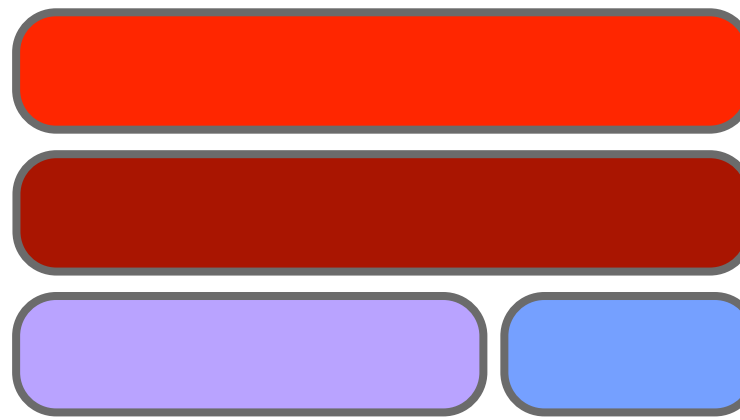
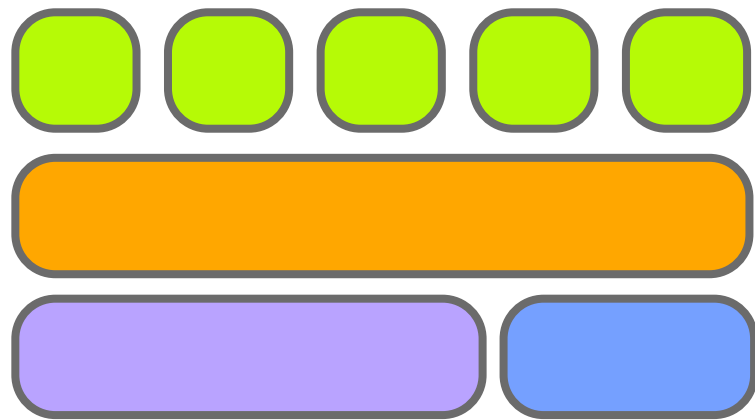
# A new CMS is born!



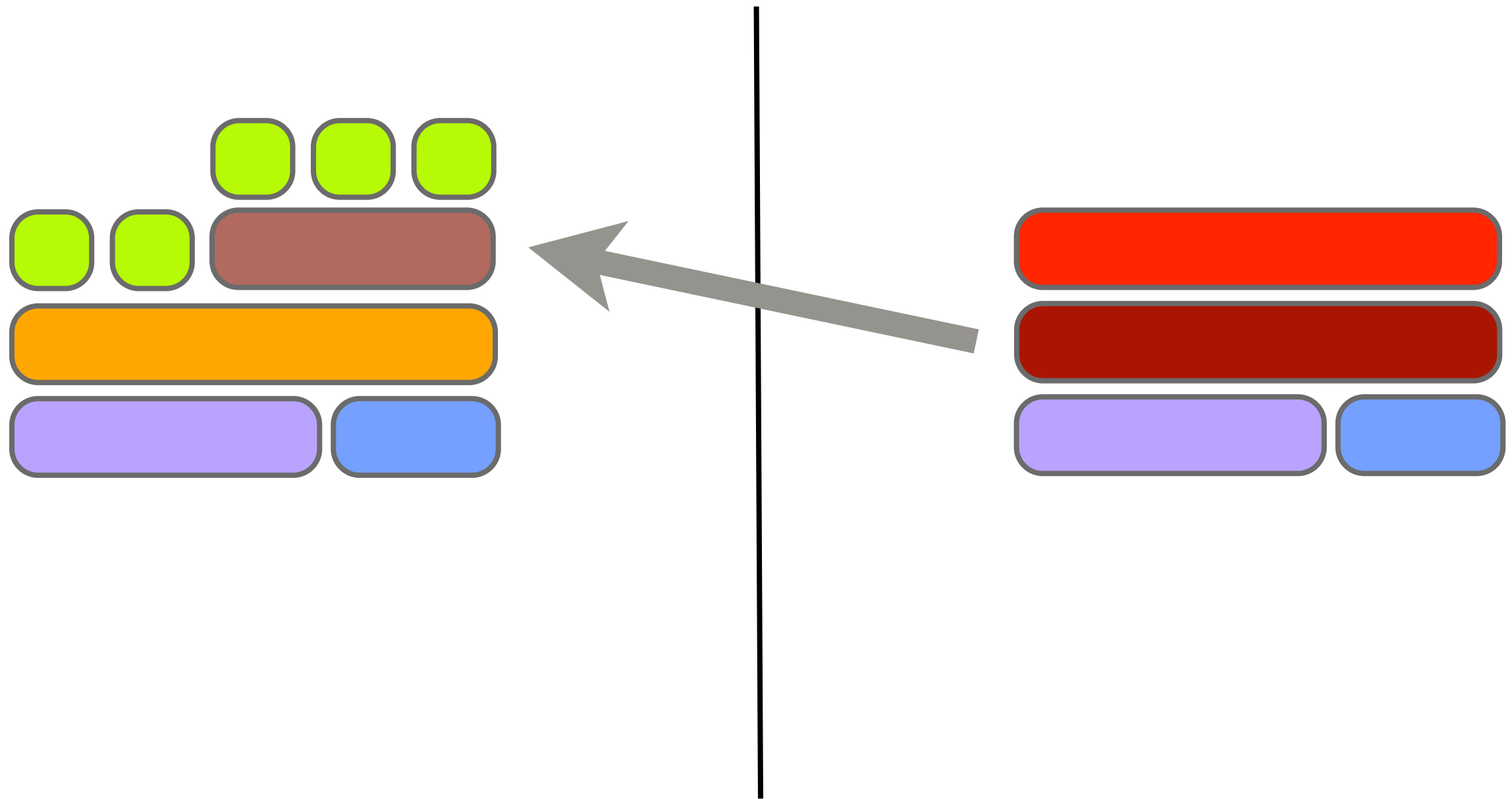
# A new Framework is born!




# A new Application-Framework is born!



# Backporting starts



The TYP03 family





# and their cousins:

- **TYPO3 Extbase**

The backported Layer of Flow  
on top of TYPO3 CMS

- **TYPO3 Fluid**

New Templating-Engine, also  
backported

- **TYPO3 Surf**

Deployment Tool

# **Awesome Features**

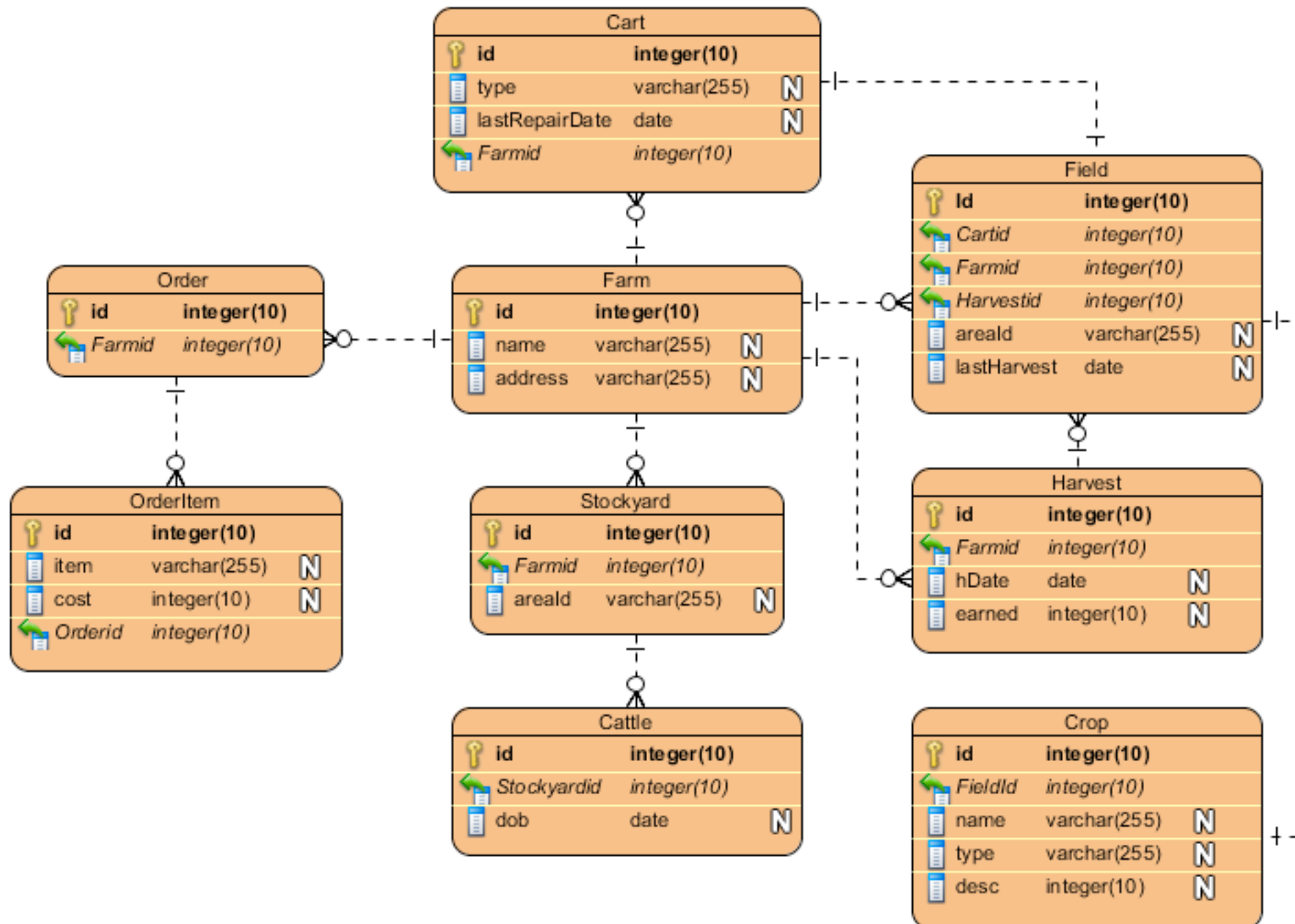


**FLOW**

# Composer Support

```
"require": {
    "typo3/flow": "2.0.x",
    "doctrine/migrations": "dev-master",
    "typo3/twitter-bootstrap": "*"
},
"require-dev": {
    "typo3/buildessentials": "dev-master",
    "mikey179/vfsstream": "1.1.*",
    "typo3/surf": "dev-master",
    "phpunit/phpunit": "3.7.*"
},
"config": {
    "vendor-dir": "Packages/Libraries",
    "bin-dir": "bin"
},
```

# Domain Driven Design (DDD)

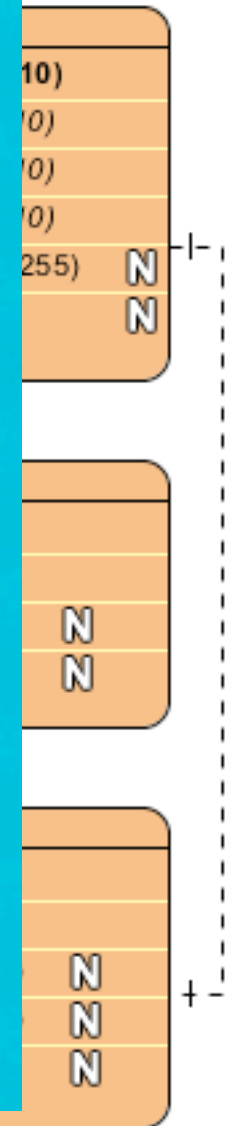
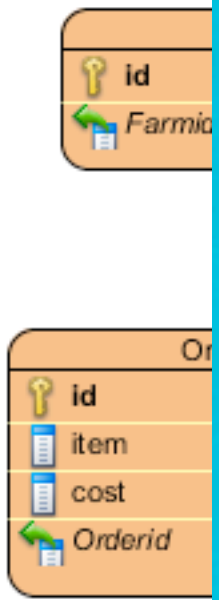
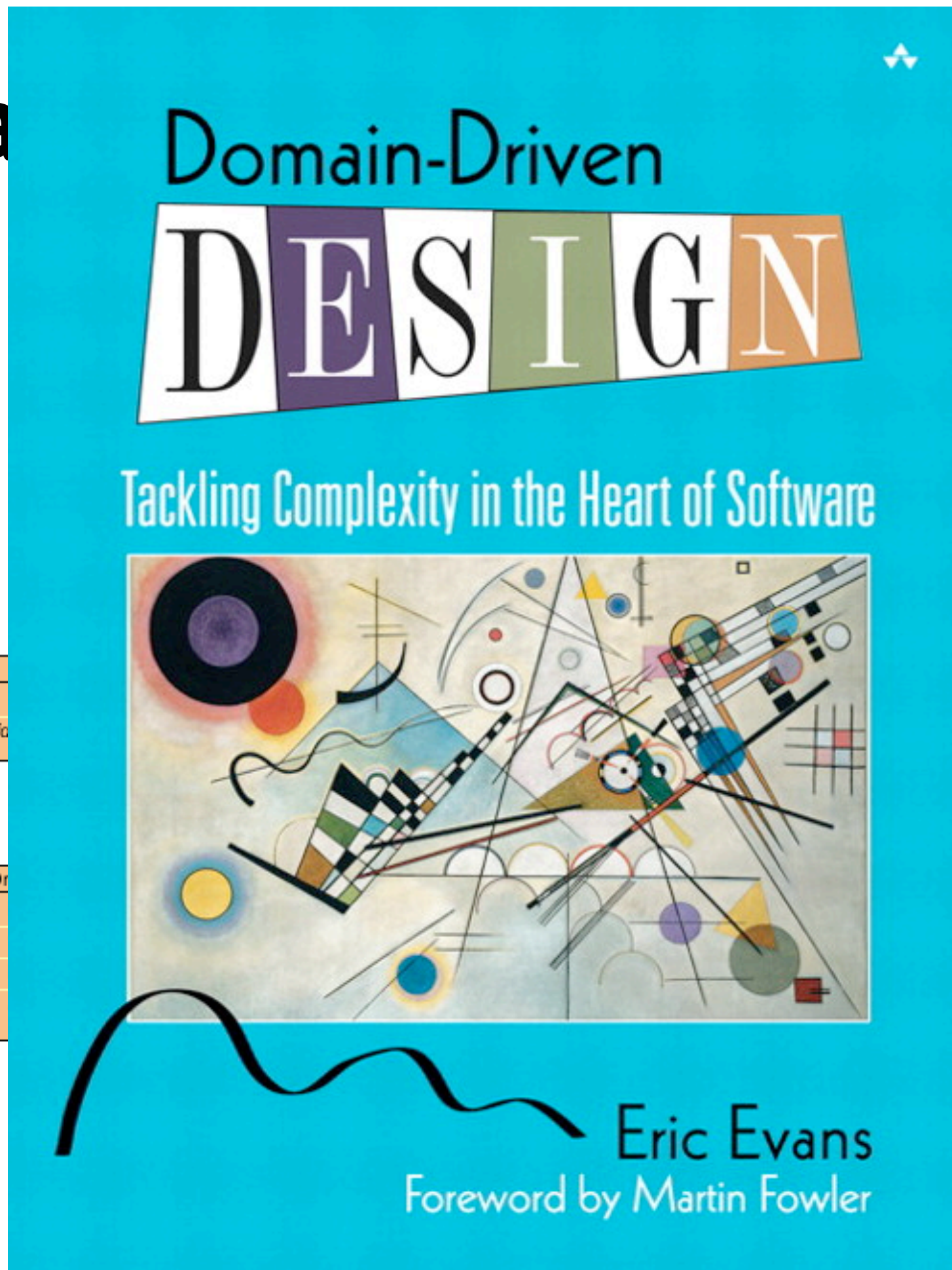


borrowed from: [http://knowhow.visual-paradigm.com/know-how\\_files/2010/07/01-erd-sample.png](http://knowhow.visual-paradigm.com/know-how_files/2010/07/01-erd-sample.png)



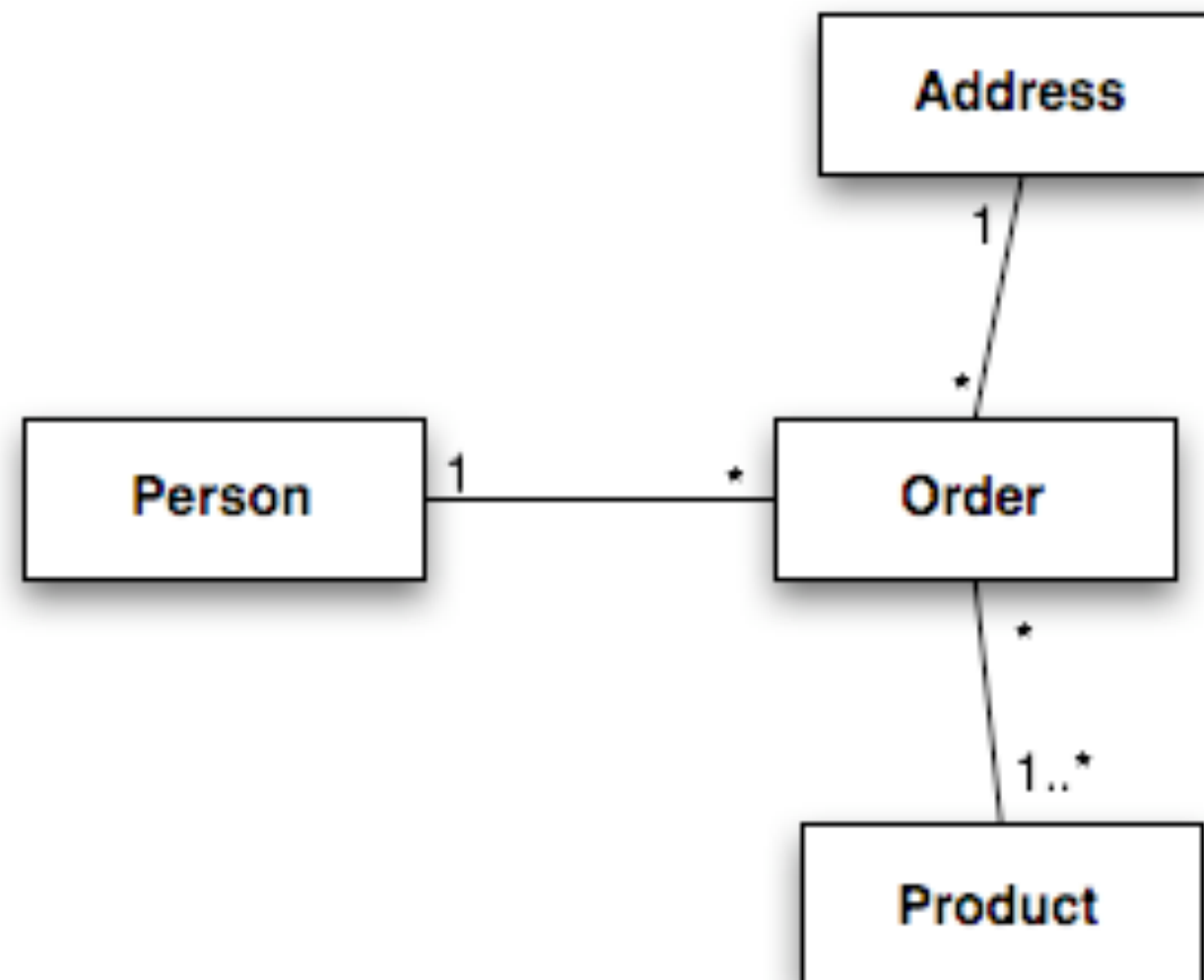
# Domain

# Design



borrowed from: [http://knowhow.visual-paradigm.com/know-how\\_files/2010/07/01-erd-sample.png](http://knowhow.visual-paradigm.com/know-how_files/2010/07/01-erd-sample.png)

# Domain Driven Design (DDD)



# Annotations

```
use TYPO3\Flow\Annotations as Flow;
use Doctrine\ORM\Mapping as ORM;
```

```
/**
 * @Flow\Entity
 */
class User {
    /**
     * @var string
     */
    protected $firstName;

    /**
     * @var string
     */
    protected $lastName;
}
```

# Doctrine ORM



# Property Mapping and Validation

```
/**
 * A User
 *
 * @Flow\Scope("prototype")
 * @Flow\Entity
 */
class User extends \TYP03\Party\Domain\Model\Person {

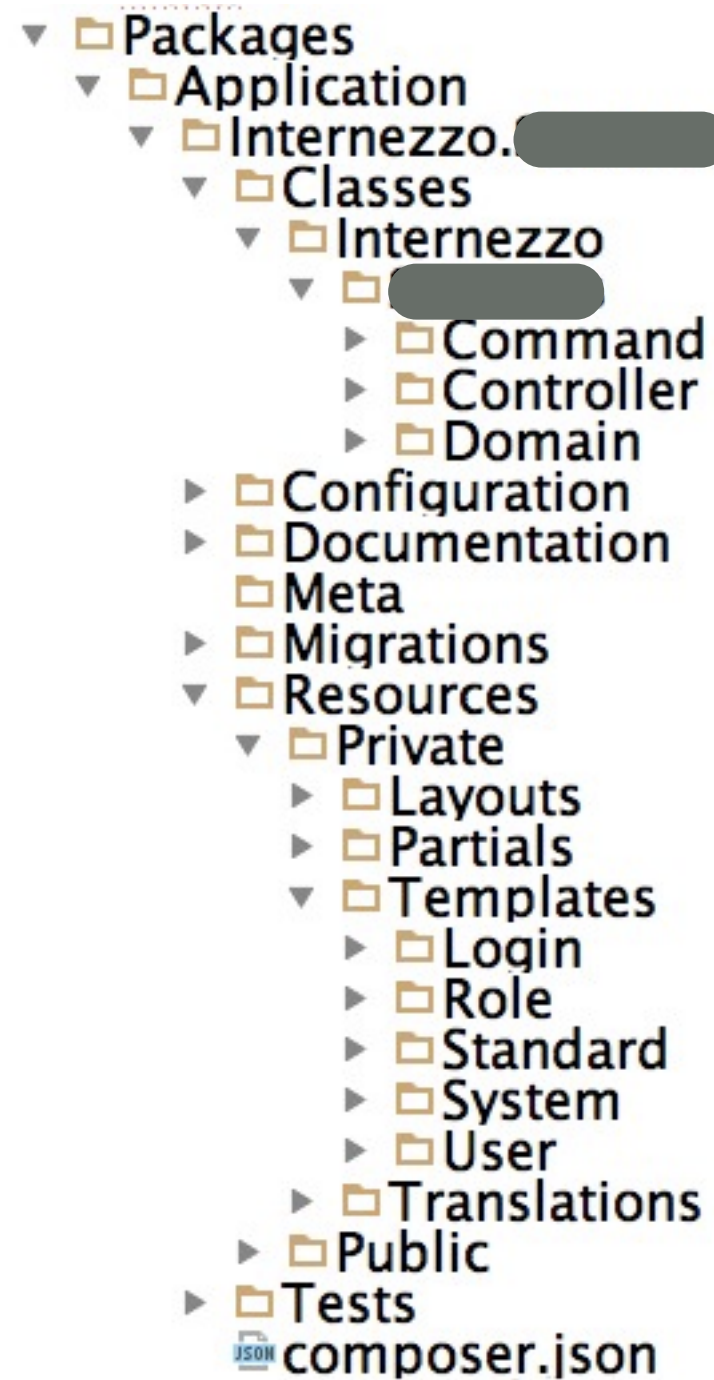
    /**
     * The email
     *
     * @var string
     * @Flow\Identity
     * @Flow\Validate(type="NotEmpty")
     * @Flow\Validate(type="EmailAddress")
     * @ORM\Column(type="string", unique=true)
     */
    protected $email;
```

# Dependency Injection

```
class UserController extends BaseController {  
  
    /**  
     * @var \Internezzo\████████\Domain\Repository\UserRepository  
     * @Flow\Inject  
     */  
    protected $userRepository;
```

# Aspect Oriented Programming (AOP)

# Convention over Configuration



# Neat templating with Fluid

```
/**
 * Displays a list of all users
 * @return void
 */
public function indexAction() {
    $users = $this->userRepository->findAll();
    $this->view->assign('users', $users);
}
```

```
<ul>
  <f:for each="{users}" as="user">
    <li>
      {user.firstName} {user.lastName}
    </li>
  </f:for>
</ul>
```



# Command Line Interface

```
vagrant@precise64:/var/www/██████████$ ./flow help adminuser:create
```

Add a new administrator who then is allowed to login the

**COMMAND:**

```
internezzo.██████████:adminuser:create
```

**USAGE:**

```
./flow adminuser:create [<options>]
```

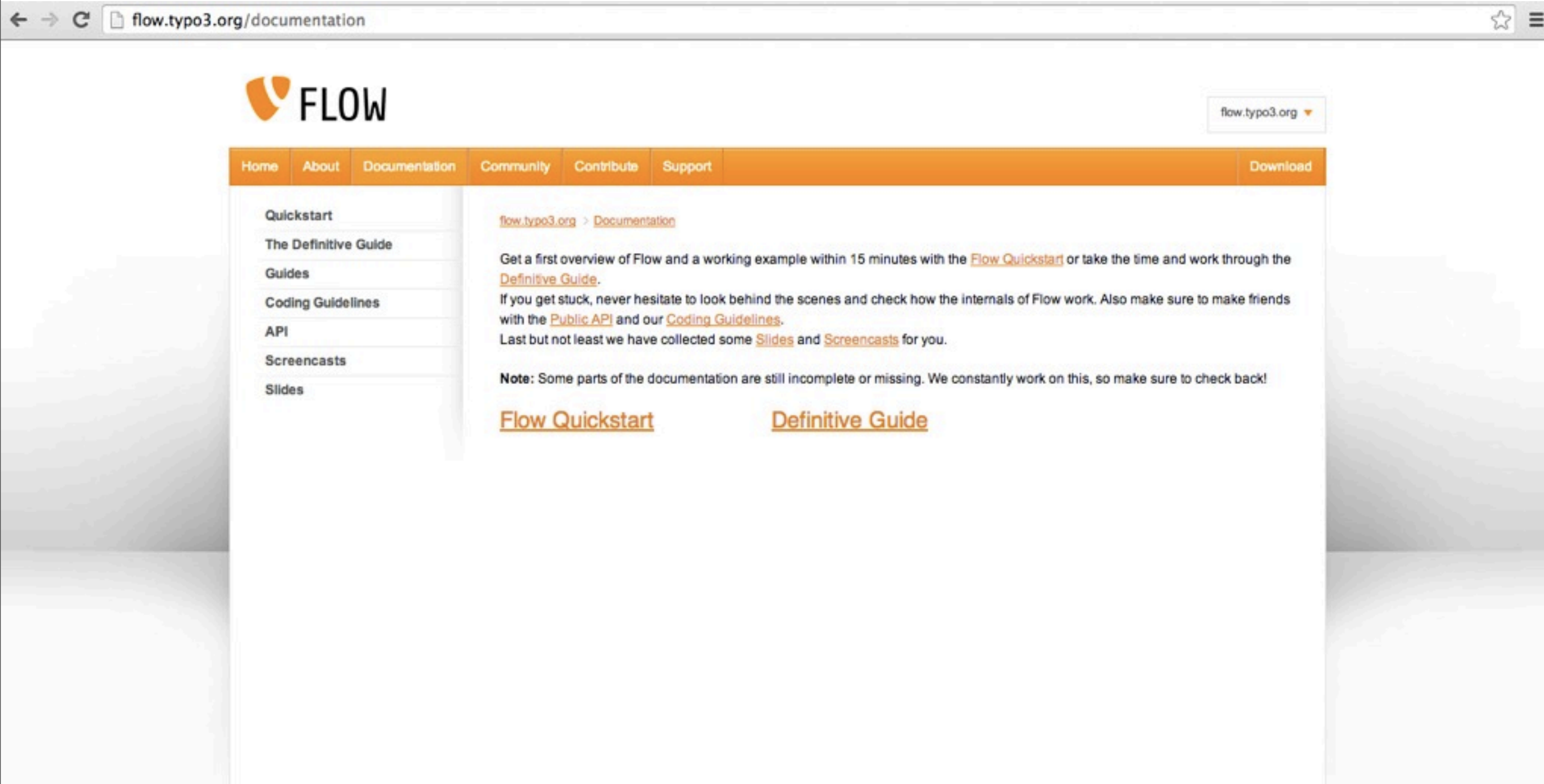
**OPTIONS:**

--username	The username of the new administrator
--password	The password of the new administrator

**DESCRIPTION:**

```
██████████ user management system.
```

# Documentation



The screenshot shows a web browser window with the address bar displaying 'flow.typo3.org/documentation'. The page features the 'FLOW' logo in the top left and a navigation menu in the top center. The navigation menu includes links for 'Home', 'About', 'Documentation', 'Community', 'Contribute', 'Support', and 'Download'. A sidebar on the left lists various documentation sections: 'Quickstart', 'The Definitive Guide', 'Guides', 'Coding Guidelines', 'API', 'Screencasts', and 'Slides'. The main content area displays the breadcrumb 'flow.typo3.org > Documentation', followed by an introductory paragraph about getting started with Flow, a note about incomplete documentation, and two prominent links: 'Flow Quickstart' and 'Definitive Guide'.

flow.typo3.org/documentation

FLOW

flow.typo3.org

Home About Documentation Community Contribute Support Download

Quickstart  
The Definitive Guide  
Guides  
Coding Guidelines  
API  
Screencasts  
Slides

[flow.typo3.org](#) > [Documentation](#)

Get a first overview of Flow and a working example within 15 minutes with the [Flow Quickstart](#) or take the time and work through the [Definitive Guide](#).

If you get stuck, never hesitate to look behind the scenes and check how the internals of Flow work. Also make sure to make friends with the [Public API](#) and our [Coding Guidelines](#).

Last but not least we have collected some [Slides](#) and [Screencasts](#) for you.

**Note:** Some parts of the documentation are still incomplete or missing. We constantly work on this, so make sure to check back!

[Flow Quickstart](#) [Definitive Guide](#)

# Deployment with Surf



# Testable

# Sane release policy + Security Incident Handling



Image source: <http://www.flickr.com/photos/imazerart/4040532179/> (CC-Licensed)

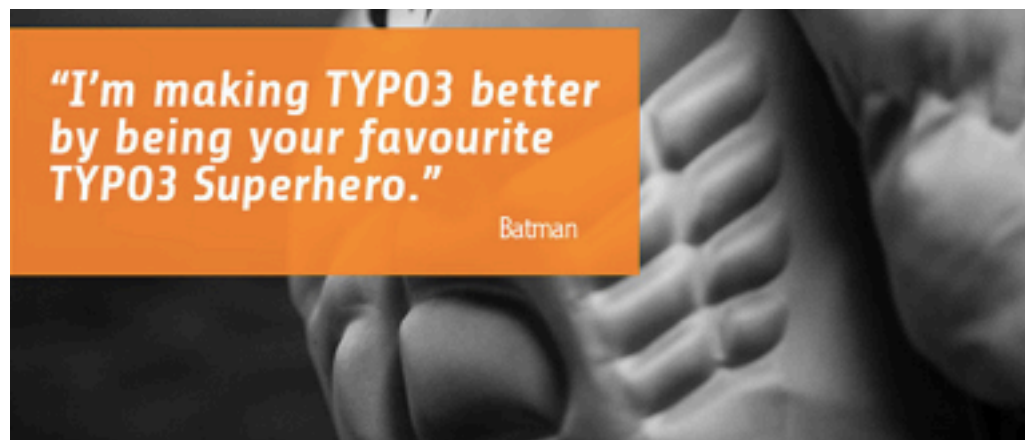
# Great Community!



# Great Community!



follow him: @t3batman



# Who's using Flow?

And more interesting: What are they  
building with it?



## Willkommen zur Online-Patientenaufnahme (Schritt 1 von 9)

- 1. Willkommen
- 2. Persönliche Angaben
- 3. Kontaktpersonen
- 4. Hausarzt
- 5. Termin
- 6. Behandlungsgrund/Versicherung
- 7. Versicherungsdeckung
- 8. Berufstätigkeit
- 9. Zusammenfassung

Sie können hier bequem und in Ruhe Ihre administrativen Daten erfassen und verkürzen so das Aufnahmeverfahren am Eintrittstag vor Ort.

Voraussetzung für die Online-Patientenaufnahme:

Ich habe bereits einen Termin für eine Behandlung

Ich bin mit der Direktabrechnung mit meinem Versicherer und der damit verbundenen elektronischen Deckungsabfrage einverstanden \*

Wohnort / Versicherung \*


Sozialversicherungsnummer \*

Karten-Nr. \*

Ablaufdatum \* (tt.mm.jjjj)

Versicherung \*

Bitte geben Sie hier Ihre Sozialversicherungsnummer ein.



Weiter





Bereits registrierter Kunde?

[Zum Login](#)

[Home](#)

[Mein Account](#)

[Hilfe & Service](#)

[English](#) ▼

# BMW ConnectedDrive

So connected, you're free.



## Willkommen zu Ihrem BMW ConnectedDrive Hotspot

### Ihre Vorteile im Überblick:

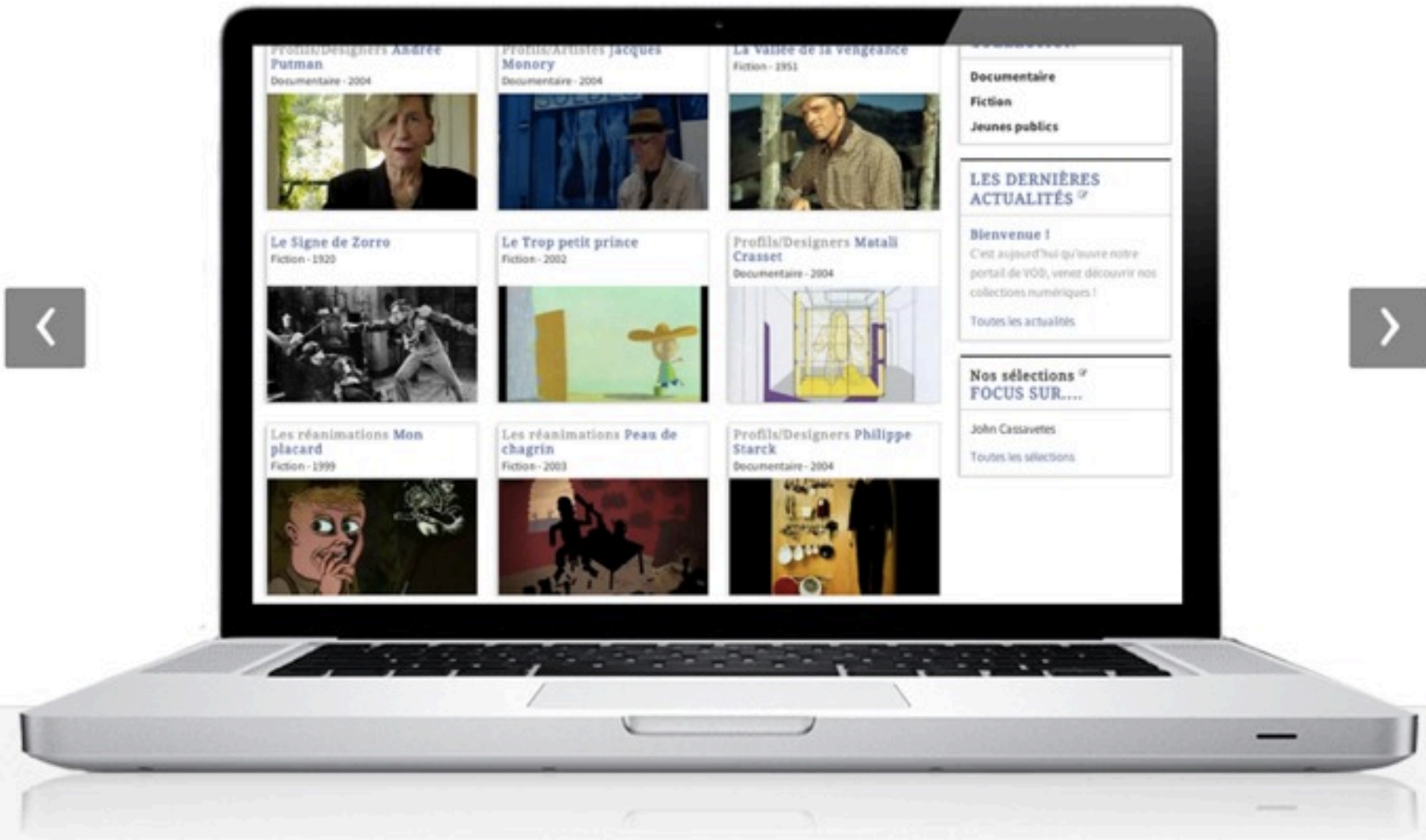
- ✓ **Komfort:** Einfach einsteigen und lossurfen dank Auto-Login; mit bis zu 8 WLAN-fähigen Geräten.
- ✓ **Geschwindigkeit:** Highspeed-Internet ohne Datenlimit im Auto.
- ✓ **Vernetztes Leben und Arbeiten:** z.B. Musik- und Videostreaming, Online-Gaming, Cloud-Synchronisation und Videokonferenzen – in bester Qualität.
- ✓ **Kostenersparnis:** Keine Belastung des eigenen Mobilfunktarifes, keine Roaming-Gebühren für Nutzer aus dem Ausland.

[Jetzt registrieren](#)

Weitere Informationen erhalten Sie [hier](#)

**KOSTENLOS BIS**  
**31.07.2014**

Exklusiv bei 



Votre portail vidéo à la demande personnalisé



# - User Management System

Logged in as mario - [Logout](#)

[Home](#) [System ▾](#) [User ▾](#) [Role ▾](#)

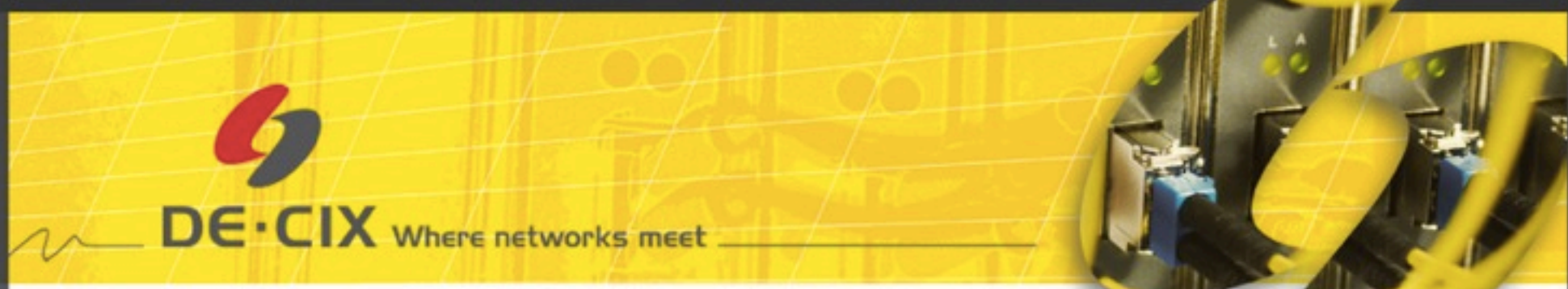
## Single view for user "Susì Süess"

**First name:** Susì  
**Last name:** Süess  
**Email:** [susì.suess@greatcompany.ch](mailto:susi.suess@greatcompany.ch)  
**Username:** susì.suess  
**Creation date:** 03.03.2014 23:13:02  
**Last edit date:** 03.03.2014 23:13:02

### Roles

System:	Permission level:	Creation date:	Last edit date:	Actions:
TEST 1	5	03.03.2014 23:13:46	03.03.2014 23:13:46	<a href="#">Edit</a> <a href="#">Delete</a>

[Back to the list](#)



### DE-CIX New York: 111 Access Points

We'd like to welcome you as a customer to New York's game-changing carrier-neutral Internet exchange. This new exchange is wholly owned and operated by DE-CIX North America Inc., a wholly owned subsidiary of DE-CIX International AG, the international arm of DE-CIX.

DE-CIX New York is a carrier- and data center-neutral Internet exchange distributed across major carrier hotels and data centers throughout the New York/New Jersey metro. The exchange supports settlement-free interconnection between Internet backbones. Announced in September 2013 and first opened for customer orders in November, DE-CIX New York continues to add data center sites to expand the coverage of the exchange and increase its utility to the Internet peering industry.

We are committed to making the New York/New Jersey metro market a better place for ISPs and carriers by providing premium Internet




### About DE-CIX

DE-CIX is provider of **premium IX services** to all kinds of networks and operates several carrier neutral and independent **Internet Exchanges (IXs)** in the world, including DE-CIX Frankfurt, the world's largest IX.

Founded in 1995, DE-CIX provides the infrastructure for direct and settlement-free IP interconnection, called peering, at several Internet Exchanges in the world to about 600 leading Internet service providers from 60+ countries.

DE-CIX operates the industry's most robust and advanced peering platforms. In 2013, DE-CIX implemented its new flagship, the **DE-CIX Apollon platform**. All types of ISPs including broadband providers, content delivery networks, web hosters, and incumbent operators use DE-CIX services to improve their IP performance and lower their IP Transit costs.

Telegeography ranked **DE-CIX Frankfurt** the No. 1 Internet traffic hub in Europe, making the



Customer Login form with Username and Password fields and a Login button

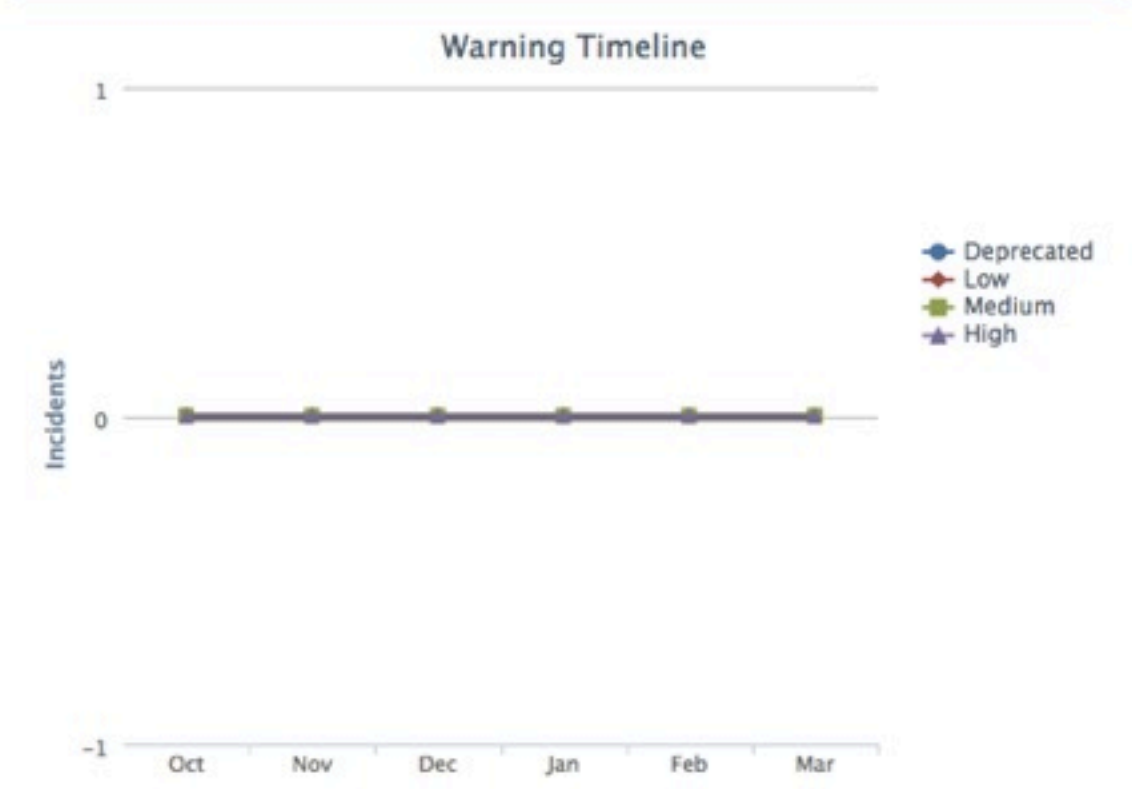
Get connected to DE-CIX banner with a click here button

- DE-CIX News
- Welcome three new customers at DE-CIX
- DE-CIX February newsletter is online
- Welcome AS33891

### Installation With Incidents

Installation URL
No record found!

### Warning Timeline



### Pending List

Installation URL	Title
No record found!	

### Incident List

Installation URL	Title
No record found!	





### Our mission:

We think that **web-hosting** shouldn't be rocket-science to manage!

We want to create a new **centralized Hosting Control Panel** that (almost) everyone can use to manage the hosting of websites.

The software we create will be **released as open-source software** to enable everyone to use it - and to enable many of you to contribute to make it even better!

<http://roketi.github.io/>





# Not convinced?

We `re here for a moment - just ask!

**Thanks for your  
precious time!**

**Need more?  
Contact me!**

@mrimann

[www.internezzo.ch/mr](http://www.internezzo.ch/mr)

[mario.rimann@internezzo.ch](mailto:mario.rimann@internezzo.ch)